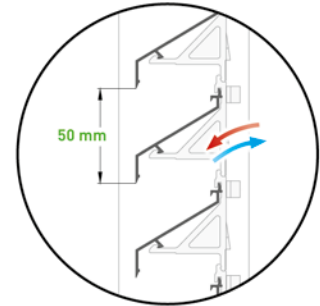


High Performance

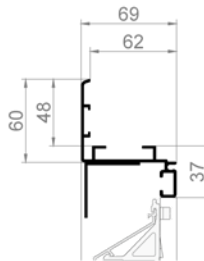


DucoGrille Classic 45HP

The DucoGrille Classic 45HP combines **excellent airflow** with a **“Z”-shaped louvre blade** for a sleek design. As a result, the DucoGrille Classic 45HP can be used for intensive ventilation in projects with specific aesthetic requirements. All types are manufactured from extruded aluminium sections. Insect mesh is fitted as standard.

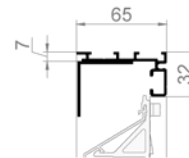
FRAME TYPES AND DIMENSIONS

| Dimensions in mm | G | N | F |
|------------------------|--------------------|----|----|
| Louvre pitch | 50 | | |
| Recess depth | 62 | 65 | - |
| Frame rebate | 48 | 0 | - |
| Flange width | - | - | 28 |
| Frame depth | - | - | 77 |
| Min. dimensions | min. W 250 x H 250 | | |



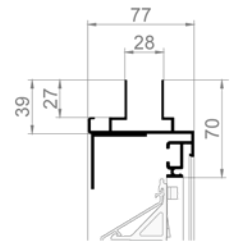
G 45HP

Recessed wall louvre
with flange



N 45HP

Recessed wall louvre
without flange



F 45HP

Window louvre

VENTILATION VALUES

| | | |
|--------------------------------------|--------|-------|
| Visual free passage | 70 % | |
| Physical free passage | 60 % | |
| Ce (higher is better) | 0,28 | |
| Cd (higher is better) | 0,39 | |
| K-FACTOR (lower is better) | INLET | 12,66 |
| | OUTLET | 6,68 |

WATER RESISTANCE

| Air velocity | Class |
|--------------|-------|
| 0 m/s | B |
| 0,5 m/s | B |
| 1 m/s | C |
| 1,5 m/s | C |
| 2 m/s | C |
| 2,5 m/s | D |

INSECT SCREEN

| | |
|-----------------|--|
| STANDARD | Stainless-steel mesh 2.3 x 2.3 mm |
| OPTION | Stainless-steel mesh 6 x 6 mm |
| | Stainless-steel mesh 20 x 20 mm |